





# 10 Step process to make your online booking experience, quick & easy.

1. Once you get to the Online Reservation site, your first step will be to create a profile for yourself. In the graphic below you will see a button for "Create a Profile". Click this button to begin creating your profile.

<input type="button" value="Login Now"/> <input type="button" value="Create Profile"/> <input type="button" value="Tee Times"/> <input type="button" value="Specials"/> 
<b>Score Golf &amp; Country Club</b> 215 Oakland Ave Winnipeg, MB R2G 0A7 204-992-2222
<b>Select Your Time and Date</b>
<p>Select Desired Time</p> <p><b>After:</b> <input type="text" value="6:00 AM"/> </p> <p><b>Before:</b> <input type="text" value="8:00 PM"/> </p> <p>Select Desired Date</p> <p><input type="text" value="10-June-2008"/> </p> <p>Click Above to Change Date</p> <p><input type="button" value="Search For Times"/></p>

2. Once you click the "Create Profile" button, you will come to the following page.

<b>Score Golf &amp; Country Club</b> 215 Oakland Ave Winnipeg, MB R2G 0A7 204-992-2222
<b>Step One Information</b>
<ul style="list-style-type: none"><li>▪ Please enter your email address and a password to begin the creation of your profile.</li><li>▪ Your email will be used as your username for future logins.</li><li>▪ Please note that your password must be at least 6 characters long and less than 14 characters.</li><li>▪ The most secure passwords use combinations of numbers and letters.</li></ul>
<b>Create Your Login Information</b>
<p>[ * Required ]</p> <p>* Email: <input type="text"/></p> <p>* Password: <input type="password"/></p> <p>* Confirm Password: <input type="password"/></p>
<input type="button" value="Next Step &gt;&gt;&gt;"/>

You will be required to have a valid email address to complete this process and you will also have to create a unique password to allow future logins to the reservation website.

Passwords must be at least 6 characters long and no more than 14 characters long. Ideally you will choose a password that is easy to remember but does contain letters and numbers for security purposes.

After completing this form, you will hit the "Next Step" button.

3. The Next step will be to fill out your personal information. The areas marked with an asterisk (\*) are fields that must be completed. After completing this form, you will hit the "Next Step" button.

[Score Links](#)  
215 Oakland Avenue  
Winnipeg, MB R2G 0A7  
204-992-2222

### Step Two Information

- This section allows you to enter contact information that will be used when you book a tee time.
- The only required fields are your first name, last name, and home phone number.
- Any additional fields you fill out will save you time when you make an online booking.

### Create Your Contact Information

[ \* Required ]

Title:

\* First Name:

\* Last Name:

Address:

City:

State:

Postal Code:

Country:

\* Home Phone:


Work Phone:

Mobile Phone:

Next Step >>>

4. At this time you will be required to put in your credit card information. As noted on the page, please see the following points below:

- Your credit card number will be used to book tee-times online in the future.
- Your credit card **WILL NOT** be charged at this time.
- If at any time your credit card is used during the booking process you will be notified in advance.

<b>Score Links</b> 215 Oakland Avenue Winnipeg, MB R2G 0A7 204-992-2222
<b>Step Three Information</b>
<ul style="list-style-type: none"><li>▪ Your credit card number will be used to book tee times online in the future.</li><li>▪ Your card <b>WILL NOT</b> be charged at this time.</li><li>▪ If at any time your card is used during the booking process you will be notified before hand.</li><li>▪  All of your information will be transmitted through our secure servers.</li></ul>
<b>Create Your Credit Card Information</b>
[ * Required ]
* <b>Credit Card Number:</b>
<input type="text"/>
* <b>Expiration Date:</b>
Month      Year
<input type="text" value="01"/> <input type="text" value="08"/>
<input type="button" value="Next Step &gt;&gt;&gt;"/>

5. This is the final step. Again be sure to note on the page that your credit card IS NOT being charged at this time. This is simply part of the profile creation process. As see on the page here are the important notes:

- This is the final step in creating your profile. Please review the information to assure each field was entered correctly.
- If you notice incorrect information use the 'BACK' button on your browser to make the appropriate changes.
- Your credit card number and expiration date have also been masked for your privacy. Again your credit card **WILL NOT** be charged.

Step Four Information	
<ul style="list-style-type: none"><li>▪ This is the final step in creating your profile. Please review the information to assure each field was entered correctly.</li><li>▪ If you notice incorrect information use the 'BACK' button on your browser to make the appropriate changes.</li><li>▪ Your credit card number and expiration date have also been masked for your privacy. Again your credit card <b>WILL NOT</b> be charged.</li></ul>	
Review Your Information	
<b>Email and Login Name:</b>	<i>jsmith@email.com</i>
<b>Title:</b>	<i>Mr.</i>
<b>First Name:</b>	<i>Joe</i>
<b>Last Name:</b>	<i>Smith</i>
<b>Address:</b>	<i>123 Golf Street</i>
<b>City:</b>	<i>St. Andrews</i>
<b>State:</b>	<i>MB</i>
<b>Postal Code:</b>	<i>R1A1Q1</i>
<b>Country:</b>	<i>Canada</i>
<b>Home Phone:</b>	<i>204-123-4567</i>
<b>Work Phone:</b>	<i>204-123-4567</i>
<b>Mobile Phone:</b>	
<b>Credit Card Number:</b>	****
<b>Expiration Date:</b>	**/**
<a href="#">Create Profile &gt;&gt;&gt;</a>	

6. Your registration is now complete. By clicking the "Login Now" button, you can begin to make your tee time reservations!

**Your Profile Has Been Created**

Thank you for creating your profile!  
You may now login and use your profile to reserve tee times.

[Click here to login now.](#)

7. After hitting the "Login Now" link, you will come to the screen seen below. This is where you will fill in the email address used during account creation and the password you selected for yourself.

**Score Golf & Country Club**  
215 Oakland Ave  
Winnipeg, MB R2G 0A7  
204-992-2222

**Score Golf & Country Club - Profile Login**

- Please enter your email address and password you have created to login.
- If you have not created a profile yet click the button above to create one.
- Once you login you may edit your profile information and view your account.

**Please Login Below**

[ \* Required ]

\* **Email:**

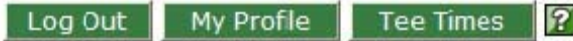
\* **Password:**

[Forgot Password?](#)

8. Once you have logged in successfully, you will be ready to make your tee time. You are given the option of a desired date & time. You will then see a list of available tee times for your selected time frame. Select the number of golfers and click on the "Book Now". Your contact information will automatically fill in the form and you can finalize the reservation by clicking "Book".

9. After clicking "Book" you will receive confirmation of your tee time booking. In addition, you will receive an email message confirming your reservation. Congratulations, you have booked your first tee time online!

10. Please note – Once you have created your profile, it is essential that you take one more step to insure you will be able to book tee times properly from this point forward. Once you log into your account, hit the "My Profile" button on the top right of the page.



After you click the "My Profile" button, approximately half way down the page you will see the following two buttons:



Please click the "Join Our Mailing List" button and that will allow our internal system to update and allow us to ensure proper tee time bookings for you.